

EQUINOX (ECLIPSE 2006-1) Plc

Report Date
29-Aug-24

Prior Report Date
31-May-24

Note Payment Date
25-Jul-24

Next Report Date
29-Nov-24

	Pages
Deal Overview	1 - 8
Individual Loan Summaries	9
Issuer Information	10
Counterparty Details	12
Disclaimer	13

PORTFOLIO INFORMATION

Original Collateral Cut Off Date	25-Apr-06
Collateral Cut-Off Date	25-Jul-24
Portfolio Reporting Period	25 April 2024 - 25 July 2024

Portfolio Characteristics	Data
Currency	GBP
Outstanding Collateral Balance as of Closing	401,360,189.00
Outstanding Collateral Balance As of Current Period	33,744,249.28
Number of Tranches Outstanding as at Closing	13
Number of Tranches Prepaid/Repaid in Full	12
Number of Tranches Outstanding as of Current Period	1
Number of Loans Prepaid/Repaid in Full as of Current Period	0
Current Unscheduled Payments	10,411.21
Current Scheduled Payments	0.00
Number of Properties as of Closing	136
Number of Properties as of Current Period	16
Portfolio Open Market Value as of Closing	666,305,000.00
Portfolio Open Market Value as of Current Period	41,810,000.00
Portfolio Weighted Average Projected ICR	N/A
Portfolio Weighted Average Projected DSCR	N/A
Portfolio Weighted Average LTV	161.42%
Portfolio Weighted Average Loan Term	N/A

WHOLE LOAN

Original Information				Current Information				
Loan Name	Loan Number	No. of Properties	Original Balance	No. of Properties	Current Ending Balance	Covenant Trigger Level		
						ICR	DSCR	LTV
Royal Mint Court	900005400	4	98,000,000.00	0	-	-	-	-
Ashbourne Portfolio *	900008200	90	355,000,000.00	16	242,029,856.42	N/A N/P	N/A N/P	N/A 578.88%
Redleaf Portfolio		5	63,200,000.00	0	-	-	-	-
Macallan Portfolio		10	44,960,000.00	0	-	-	-	-
CSU Portfolio		3	38,400,000.00	0	-	-	-	-
Holland Park Towers	900006800	1	25,400,000.00	0	-	-	-	-
Herbrand Street		1	22,800,000.00	0	-	-	-	-
St. James Street		1	18,800,000.00	0	-	-	-	-
Avocado Court		5	17,550,000.00	0	-	-	-	-
Portland Place	900006400	1	10,020,000.00	0	-	-	-	-
Fullswing Portfolio		9	7,730,643.00	0	-	-	-	-
Ocean Park Portfolio	900004900	4	6,000,000.00	0	-	-	-	-
St. Mary's Court	900005200	1	3,892,000.00	0	-	-	-	-

Total		135	711,752,643.00	16	242,029,856.42			
--------------	--	------------	-----------------------	-----------	-----------------------	--	--	--

Undrawn Facilities								
---------------------------	--	--	--	--	--	--	--	--

* Originally 91 units

SECURITISED LOAN

Original Information				Current Information		* Most Recent Information		
Loan Name	Loan Number	No. of Properties	Original Balance	No. of Properties	Current Ending Balance	Covenant Trigger Level		
						ICR	DSCR	LTV
Royal Mint Court	900005400	4	83,175,625.00	0	-	-	-	-
Ashbourne Portfolio *	900008200	90	79,944,421.00	16	33,744,249.28	N/A N/P	N/A N/P	N/A 161.42%
Redleaf Portfolio		5	55,300,000.00	0	-	-	-	-
Macallan Portfolio		10	40,617,500.00	0	-	-	-	-
CSU Portfolio		3	38,400,000.00	0	-	-	-	-
Holland Park Towers	900006800	1	21,700,000.00	0	-	-	-	-
Herbrand Street		1	18,850,000.00	0	-	-	-	-
St. James Street		1	18,180,000.00	0	-	-	-	-
Avocado Court	900005100	5	17,550,000.00	0	-	-	-	-
Portland Place	900006400	1	10,020,000.00	0	-	-	-	-
Fullswing Portfolio		9	7,730,643.00	0	-	-	-	-
Ocean Park Portfolio	900004900	4	6,000,000.00	0	-	-	-	-
St. Mary's Court	900005200	1	3,892,000.00	0	-	-	-	-

Total		135	401,360,189.00	16	33,744,249.28			
--------------	--	------------	-----------------------	-----------	----------------------	--	--	--

Undrawn Facilities								
---------------------------	--	--	--	--	--	--	--	--

* See Individual Loan Summaries for further details

** Originally 91 units

PORTFOLIO INFORMATION

Watchlist Activity - Current Information

Loan Name	Loan Number	Watchlist Commentary

Special Servicing - Current Information

Loan Name	Loan Number	Special Servicer Commentary
Ashbourne Portfolio A	900008200	See Quarterly Asset Surveillance report for further details.

PORTFOLIO INFORMATION

Loans Paid off / Refinanced - Current Information

Loan Name	Loan No.	Amount	% Paid

Property Disposals - Current Information

Loan Name	Property Address	Allocated loan Amount	Release Amount	Release Percentage	Date Released	Comments

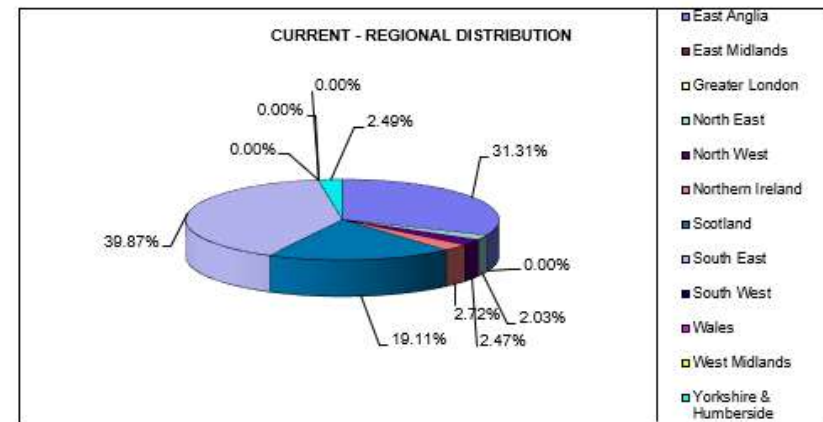
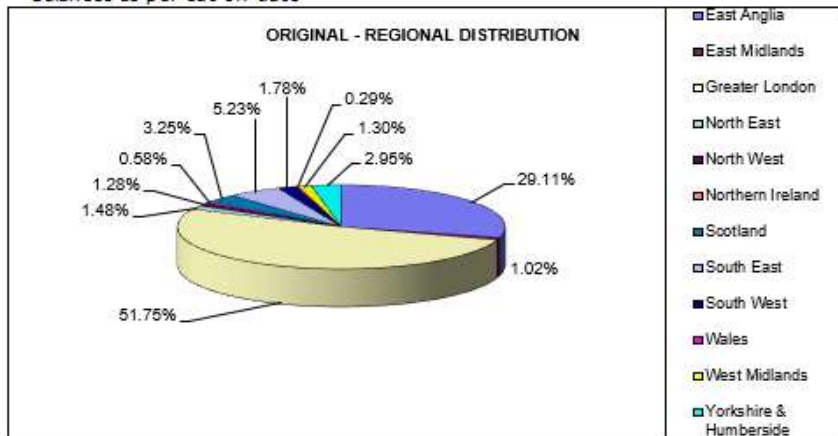
Arrears Profile	Original				Current			
	Arrears Bucket	No. of Loans	% by Number	Amount	% by Amount	No. of Loans	% by Number	Amount
Performing Balance	13	100.00%	401,360,189.00	100.00%	0	0.00%	0.00	0.00%
Defaulted Loans	0	0.00%	0.00	0.00%	1	100.00%	33,744,249.28	100.00%
Realised Losses - Current Period		0.00%	0.00	0.00%	0	0.00%	0.00	0.00%
Credit Event	0	0.00%	0.00	0.00%	0	0.00%	0.00	0.00%
Total	13	100%	401,360,189.00	100.00%	1	100%	33,744,249.28	100.00%
Realised Losses - Prior Periods	-	-	-	-	-	-	-	-

REGIONAL ANALYSIS

ORIGINAL - REGIONAL DISTRIBUTION			
Region	No. of Properties	Amount	% by Amount
Greater London	8	151,925,625.00	37.9%
South East	31	74,055,882.00	18.5%
East Midlands	6	6,860,343.00	1.7%
West Midlands	7	18,105,233.00	4.5%
South West	8	30,512,998.00	7.6%
Wales	7	12,223,374.00	3.0%
East Anglia	21	19,627,309.00	4.9%
North East	11	42,056,781.00	10.5%
North West	9	4,689,724.00	1.2%
Yorkshire & Humberside	9	18,631,857.00	4.6%
Northern Ireland	7	4,701,300.00	1.2%
Scotland	11	17,969,763.00	4.5%
Total	135	401,360,189.00	100.00%

CURRENT - REGIONAL DISTRIBUTION			
Region	No. of Properties	Amount	% by Amount
Greater London	0	0.00	0.0%
South East	4	9,943,294.69	28.3%
East Midlands	0	0.00	0.0%
West Midlands	0	0.00	0.0%
South West	1	5,070,352.30	14.5%
Wales	0	0.00	0.0%
East Anglia	6	11,977,150.43	34.1%
North East	1	775,041.24	2.2%
North West	0	0.00	0.0%
Yorkshire & Humberside	0	0.00	0.0%
Northern Ireland	0	0.00	0.0%
Scotland	4	7,312,195.61	20.8%
Total	16	35,078,034.26	100.0%

* Balances as per cut-off date


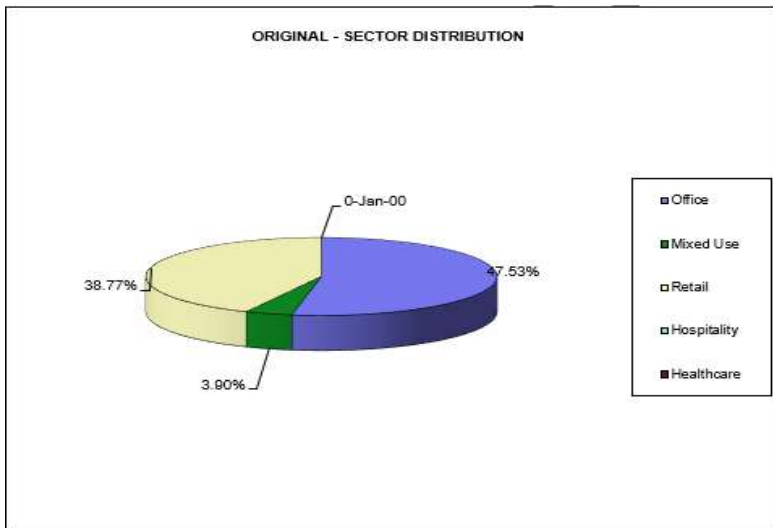


SECTOR ANALYSIS

ORIGINAL - SECTOR DISTRIBUTION			
Sector	No. of Properties	Amount	% by Amount
Nursing Home	90	79,944,421.00	19.9%
Office	27	219,586,148.00	54.7%
Retail	14	63,030,643.00	15.7%
Residential	3	38,400,000.00	9.6%
Industrial	1	398,977.00	0.1%
Total	135	401,360,189.00	100.00%

CURRENT - SECTOR DISTRIBUTION			
Sector	No. of Properties	Amount	% by Amount
Nursing Home	16	35,078,034.26	100.00%
Office	0	0.00	0.00%
Retail	0	0.00	0.00%
Residential	0	0.00	0.00%
Industrial	0	0.00	0.00%
Total	16	35,078,034.26	100.00%

* Balances as per cut-off date



Ashbourne Portfolio

900008200

	Securitized	Whole Loan
Original Balance	79,944,421.00	355,000,000.00
Current Balance	33,744,249.28	242,029,856.42
Interest Rate	5.9189%	5.9190%
Default Rate	1.0000%	1.0000%
All-In Interest Rate	6.9189%	6.9190%
Covenant Test	N/A	

Collateral Information	
Remaining loan term in years	-
Loan Maturity Date	15-Jan-16
Current Market Value	41,810,000
Most recent Valuation Date	02-Jun-14

Property Concentration		
Region	No. of Properties	% MV
East Anglia	6	35.49%
South East	4	29.47%
Scotland	4	21.67%
South West	1	11.07%
Other	1	2.30%
Total	16	100.00%

	Projected	Actual	Historical Data (Projected)			
	Jul-24		Apr-24	Jan-24	Oct-23	Cut-Off
ICR						
Securitized	N/A*	N/A*	N/A*	N/A*	N/A*	2.59
Whole Loan	N/A*	N/A*	N/A*	N/A*	N/A*	
DSCR						
Securitized	N/A*	N/A*	N/A*	N/A*	N/A*	2.40
Whole Loan	N/A*	N/A*	N/A*	N/A*	N/A*	
LTV**						
Securitized	161.42%		168.10%	155.53%	140.09%	40.52%
Whole Loan	578.88%		602.72%	523.76%	410.69%	
Net Operating Income	N/A*		N/A*	N/A*	N/A*	5,472,929
Current Occupancy Level	N/A*		N/A*	N/A*	N/A*	100.00%

*Borrower Reporting for Period not Received

Comments
<p>Please refer to the Irish Stock Exchange notice issued on 8th August 2024</p>

ISSUER INFORMATION

Deal Summary

Issue Date	05-Jul-06
Note Interest Period	25 April 2024 - 25 July 2024
Note Payment Date	25-Jul-24
Next Note Payment Date	25-Oct-24

Note Information

Tranche Name / Issue Name	Identifier	Legal Maturity Date	Original Tranche Balance	Tranche Balance Beginning of Period	Principal Distribution	Tranche Balance End of Period	Interest Distribution	Deferred Interest	Index Rate Identifier
CLASS A	XS0259279585	January-18	329,000,000.00	6,909,023.81	508,846.80	6,400,177.01	0.00	0.00	SONIA
CLASS B	XS0259280088	January-18	18,500,000.00	16,705,711.31	0.00	16,705,711.31	0.00	0.00	SONIA
CLASS C	XS0259280161	January-18	19,500,000.00	0.00	0.00	0.00	0.00	0.00	SONIA
CLASS D	XS0259280591	January-18	22,500,000.00	0.00	0.00	0.00	0.00	0.00	SONIA
CLASS E	XS0259280674	January-18	8,000,000.00	0.00	0.00	0.00	0.00	0.00	SONIA
CLASS F	XS0259280914	January-18	3,840,000.00	0.00	0.00	0.00	0.00		SONIA
Total			401,340,000.00	23,614,735.12	508,846.80	23,105,888.32	0.00	0.00	

ISSUER INFORMATION

Available Issuer Income	
Scheduled Interest Receipts	592,678.25
Net Interest Rate Swap Provider Payments Received	0.00
Investment Earnings (Various Accounts)	1,034.16
Post Write-off Recovery Funds	0.00
Loan Protection Drawings	0.00
Loan Income Deficiency Drawings	0.00
Revenue Priority Amount Drawings	0.00
	593,712.41

Payments to Noteholders & Others	
Interest Distribution	0.00
Principal Distribution	508,846.80
Net Swap provider payments paid	0.00
Retained Sequential Principal (To be paid next IPD)	0.00
Retained Pro-rata Principal (To be paid next IPD)	0.00
Retained by issuer due to rounding	0.00
	508,846.80

Available Principal	
Available Amortisation Funds	0.00
Category One Funds	0.00
Category Two Funds	0.00
Category Three Funds	0.00
Sequential Principal carried over from previous	0.00
Pro-rata principal carried over from previous quarter	0.00
	0.00

Revenue Expenses	
Service Fee	0.00
Special Servicing Fee	63,749.16
Permissible Servicing Reimbursements (costs & expenses)	0.00
Other Fees (Interest Rate Swap Provider)	0.00
Paying Agent Fee and Agent Bank Fee	1,000.00
Trustee Fees	0.00
Corporate Services Provider	18,116.45
Cash Manager	2,000.00
.01 Per cent of Available Issuer Income	0.00
Deferred Consideration	0.00
Liquidity Provider Fee	0.00
Loan Protection Advances	0.00
Liquidity Subordinated Amounts	0.00
	0.00
	84,865.61

Total Receipts Available for Distribution	593,712.41
--	-------------------

Total Funds Distributed	593,712.41
--------------------------------	-------------------

COUNTERPARTY DETAILS

Liquidity Facility

Liquidity Facility not extended past Note maturity in January 2018.

Trustee

Trustee	The Bank of New York Mellon
Address	One Canada Square, London E14 5AL

Issuer

Name	EQUINOX (ECLIPSE 2006-1) Plc
Address	1 Bartholomew Lane, London EC2N 2AX

Originator/Seller

Counterparty	Barclays Bank Plc
Address	1 Churchill Place, London E14 5HP

Cash Manager

Counterparty	The Bank of New York Mellon
Address	One Canada Square, London E14 5AL

Interest Rate Swap Provider

Name	Barclays Bank Plc
Address	1 Churchill Place, London E14 5HP

Master Servicer

Counterparty	BCMGlobal London Limited
Address	1st Floor, Crown House, Crown Street, Ipswich IP1 3HS
Contact	Laura Heffernan
Contact E-Mail	laura.heffernan@bcmglobal.com
Website	www.bcmglobal.com

Special Servicer

Counterparty	BCMGlobal London Limited
Address	1st Floor, Crown House, Crown Street, Ipswich IP1 3HS
Contact	Rob Hook
Contact E-Mail	Rob.hook@bcmglobal.com

DISCLAIMER

Unless otherwise noted, this document has been prepared by BCMGlobal London Limited or one of its affiliated companies (collectively referred to as "BCMGlobal"), acting as Primary Servicer and/or Special Servicer (collectively referred to as "the Servicer") in relation to EQUINOX (Eclipse 2006-1) plc. Where the document has been issued as a RIS Notice, it has been issued by the issuer of the notes and has not necessarily been prepared by the Servicer. Deal Summary, CMSA and Asset Surveillance reports will not generally be issued as RIS Notices.

This document is provided for information purposes to holders of the relevant notes from time to time and prospective investors who may lawfully receive, and have read, the prospectus for such notes. The information contained herein must be read in conjunction with, and is qualified by, such prospectus. This document is not directed to, or intended for distribution to or use by, any person or entity that is a citizen or resident or located in any locality, country, state or other jurisdiction where such distribution, publication, availability or use would be contrary to law or regulation or which would require any registration or licensing within such jurisdiction.

The document does not constitute any form of commitment, advice or recommendation on the part of BCMGlobal or its officers, affiliates, advisors, agents or representatives in relation to any transaction. Nothing contained in the document constitutes any promotion in respect of any invitation, endorsement or offer to invest in any securities in any jurisdiction. The document is not intended to represent an offer of securities for sale in the United States or to U.S. persons (within the meaning of Regulation S under the U.S. Securities Act of 1933, as amended (the "U.S. Securities Act"). BCMGlobal does not offer or purports to offer investment, tax, regulatory, accounting or legal advice and these documents should not and cannot be relied upon as such.

Neither BCMGlobal, nor any officer or employee thereof of BCMGlobal or any affiliate accepts any liability whatsoever for any direct or consequential losses arising from any use of information contained herein, including, without limitation, the reliance on any information, data or model, or the use of the documents in the preparation of your financial books and records. You must rely solely on your own examinations of the prospectus for the relevant notes, and consult your own investment, tax, regulatory, accounting or legal advisors prior to making any investment decisions or taking any other action relating to the information contained on this document.

Certain information contained in this document is derived from information provided to or obtained by the Servicer from third parties, including the relevant cash managers. BCMGlobal has not independently verified any of such information. Accordingly, BCMGlobal does not guarantee or provide any warranties as to their accuracy or completeness and they should not be relied upon as such.

BCMGlobal does not purport that the information contained in this document is all-inclusive or contains all of the information that an investor may require to make a full analysis of the relevant notes. Each recipient of this document must make its own independent investigation and analysis of the information and the notes and its own determination of the suitability of any investment in the relevant notes, with particular reference to its own investment objectives and experience and any other factors which may be relevant to it in connection with such investment and on such other information and advice from its own legal, accounting and tax advisers as it deems relevant and without reliance on the document.

Any modelling or back-testing included is not an indication as to future performance of the applicable notes. No representation is made by BCMGlobal as to the reasonableness of the assumptions made within or the accuracy or completeness of any modelling or back-testing contained herein.

All opinions, projections, forecasts and estimates included in these documents constitute BCMGlobal's judgement as of the date of the report and are subject to change without notice. Unless otherwise set forth in the relevant transaction documents relating to the relevant notes, BCMGlobal has no obligation to update, modify or amend the Information.

The value of and income from any investment may fluctuate from day to day as a result of changes in relevant economic markets (including changes in market liquidity). The information in these documents is not intended to predict actual results, which may differ substantially from those reflected herein.

BCMGlobal London Limited is registered in England with Company Registration No. 05309552.

The document or information contained herein (whether in whole or in part) may not be reproduced, distributed or transmitted to any other person or incorporated into another document or other material without the prior written permission of BCMGlobal.